

**GALLUP NEWS SERVICE**  
**GALLUP POLL SOCIAL SERIES:**  
**CRIME**

**-- FINAL TOPLINE --**

Timberline: 937614  
T: 503  
Princeton Job #: 22-10-010

October 3-20, 2022

---

Next,

12. How important will each of the following issues be to your vote for Congress this year -- will it be -- extremely important, very important, moderately important, or not that important? How about -- [RANDOM ORDER]?

**BASED ON REGISTERED VOTERS**

*2022 Oct 3-20*

(\_\_\_\_\_)

|                       | Extremely<br>important | Extremely/Very<br>important |
|-----------------------|------------------------|-----------------------------|
|                       | _____<br>%             | _____<br>%                  |
| The economy           | 49                     | 85                          |
| Abortion              | 42                     | 66                          |
| Crime                 | 40                     | 71                          |
| Gun policy            | 38                     | 67                          |
| Immigration           | 37                     | 63                          |
| Relations with Russia | 31                     | 62                          |
| Climate change        | 26                     | 45                          |

Q.12









**Q.12 (IMPORTANCE OF ISSUES TO CONGRESSIONAL VOTE) CONTINUED**



**G. Crime**

| <u>Extremely</u><br><u>important</u> | <u>Very</u><br><u>important</u> | <u>Moderately</u><br><u>important</u> | <u>Not that</u><br><u>important</u> | <u>No</u><br><u>opinion</u> |
|--------------------------------------|---------------------------------|---------------------------------------|-------------------------------------|-----------------------------|
|--------------------------------------|---------------------------------|---------------------------------------|-------------------------------------|-----------------------------|

Male Female White Non-white 18-34 35-54 55+ College Grad Some College




Male Female White Non-white 18-34 35-54 55+ College Grad Some






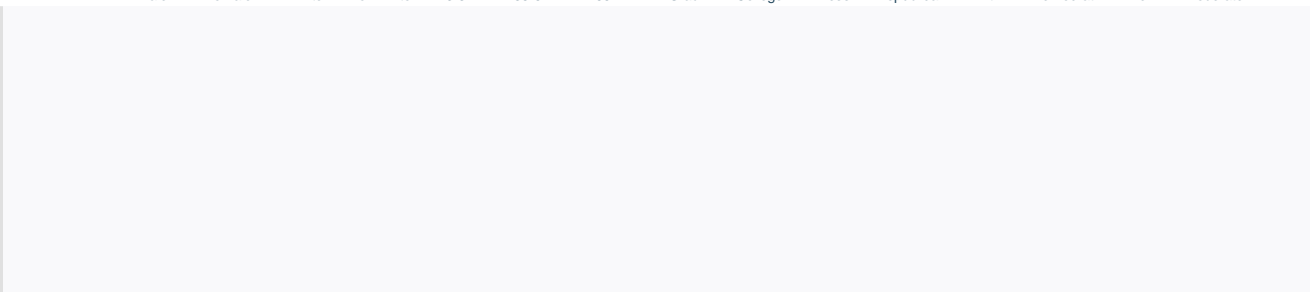

Male



Male Female



Male Female White Non-white 18-34 35-54 55+ College Grad Some College HS Grad or Less Republican Independent Democrat Conservative Moderate



Male Female White Non-white 18-34 35-54 55+ College Grad Some College ~~HS Grad~~

