




8.




	Male	Female	White	Non-white	18-34	35-54	55+	College Grad	Some College	HS Grad or Less	Republican	Independent	Democrat	Conservative	Moderate	Liberal	
Unweighted n	1007	568	431	755	232	208	259	525	453	333	212	339	379	274	400	315	265
Weighted n	1007	495	503	660	331	285	304	401	356	276	368	294	394	309	368	313	297
	9	8	1	2	7												




Male	Female	White	Non-white	18-34	35-54	55+	College Grad	Some College	HS Grad or Less	Republican	Independent	Democrat
------	--------	-------	-----------	-------	-------	-----	--------------	--------------	-----------------	------------	-------------	----------



	Male	Female	White	Non-white	18-34	35-54	55+	College Grad	Some College	HS Grad or Less	Republican	Independent	Democrat	Conservative	Moderate	Liberal	
Unweighted n	1004	566	430	753	231	206	258	525	452	333	210	338	378	273	399	314	264
Weighted n	1003	493	500	656	331	283	302	401	355	276	364	294	393	306	365	312	296
	176	62	114	123	52	53	61	61	76	57	42	37	67	70	40	70	62
	18%	13%	23%	19%	16%	19%	20%	15%	22%	21%	12%	13%	17%	23%	11%	22%	21%
	76	35	40	38	38	29	21	26	31	14	30	13	33	30	23	26	28
	8%	7%	8%	6%	11%	10%	7%	6%	9%	5%	8%	4%	8%	10%	6%	8%	9%
	71	35	36	56	13	8	13	46	33	18	20	31	18	21	39	11	21
	7%	7%	7%	9%	4%	3%	4%	12%	9%	6%	6%	11%	5%	7%	11%	3%	7%
	69	37	32	53	16	15	21	33	29	20	20	21	26	21	26	20	20
	7%	7%	6%	8%	5%	5%	7%	8%	8%	7%	5%	7%	7%	7%	7%	6%	7%
	60	35	23	49	11	9	19	32	28	20	12	20	17	20	16	20	23
	6%	7%	5%	7%	3%	3%	6%	8%	8%	7%	3%	7%	4%				



Male Female White Non-white 18-34 35-54 55+ College Grad



	Male	Female	White	Non-white	18-34	35-54	55+	College Grad	Some College	HS Grad or Less	Republican	Independent	Democrat	Conservative	Moderate	Liberal	
Unweighted n	1004	566	430	753	231	206	258	525	452	333	210	338	378	273	399	314	264
Weighted n	1003	493	500	656	331	283	302	401	355	276	364	294	393	306	365	312	296
	4	1	3	4 -	-		4 -		3	1 -	-		4 -	-		1	3