

GALLUP NEWS SERVICE
GALLUP POLL SOCIAL SERIES:
HEALTH AND HEALTHCARE

-- FINAL TOPLINE --

Timberline: 937008
JT: 332
Princeton Job #: 19-11-020

Jeff Jones, Lydia Saad
November 1-14, 2019

**Results are based on telephone interviews conducted November 1-14, 2019 with a random sample of –1,015—
adults, ages 18+, living in**

D9/D9A. PARTY IDENTIFICATION (FOR SCREENING)

31. *(Asked of Democrats and Democratic-leaning independents)*

BASED ON –437—DEMOCRATS AND DEMOCRATIC-LEANING INDEPENDENTS; ±6 PCT PTS

	Agrees on <u>issues</u>	Best chance <u>of beating Trump</u>	No <u>opinion</u>
2019 Nov 1-14	36	60	4
2019 May 15-Jun 16	39	58	3

For comparison (Barack Obama 2012): *(Asked of Republicans and Republican-leaning independents)*


	Agrees on <u>issues</u>	Best chance <u>of beating Obama</u>	No <u>opinion</u>
2011 Sep 15-18	43	53	4

For comparison (George W. Bush 2004): *(Asked of Democrats and Democratic-leaning independents)*

33.

chance of beating Donald Trump in the 2020 presidential election

Who do you think has the best
[RANDOM ORDER]





Unweighted n

Weighted n

	Male	Female	White	Non-white	18-34	35-54	55+	College Grad	Some College	HS Grad or Less	Independent	Democrat	Conservative	Moderate	Liberal
437	221	216	292	137	99	112	218	234	130	72	144	293	48	180	203
477	192	285	259	209	153	156	160	191	142	142	160	317	62	209	197
171	64	107	89	81	84	50	35	59	54	58	72	99	29	84	58
36%	33%	37%	34%	39%	55%	32%	22%	31%	38%	41%	45%	31%	47%	40%	29%
288	120	169	162	120	69	105	108	127	83	77	87	202	29	119	131
60%	62%	59%	62%	57%	45%	60%									

Male Female White Non-white





Unweighted n
Weighted n

	Male	Female	White	Non-white	18-34	35-54	55+	College Grad	Some College	HS Grad or Less	Independent	Democrat	Conservative	Moderate	Liberal
431	220	211	288	135	99	110	214	232	126	72	143	288	48	176	201
472	191	281	256	208	153	154	157	189	139	142	158	313	62	206	195
240	101	138	121	114	55	88	92	89	74	75	80	160	33	112	89
51%	53%	49%	47%	55%	36%	57%	59%	47%	53%	53%	50%	51%	53%	54%	46%
77	28	49	30	45	48	17	9	28	20	29	19	58	6	35	36
16%	15%	18%	12%	22%	31%	11%	6%	15%	14%	20%	12%	19%	10%	17%	19%
71	28	43	50	19	24	22	25	36	19	15	22	48	10	21	40
15%	15%	15%	20%	9%	16%	14%	16%	19%	14%	11%	14%	15%	16%	10%	20%
14	6	8	13	1	1	5	7	9	1	4	5	9	1	5	6
3%	3%	3%	5%	0%	1%	3%	5%	5%	1%	3%	3%	3%	1%	3%	3%
7	4	4	5	2	6	1	0	4	3	-	5	2	1	4	3
2%	2%	1%	2%	1%	4%	1%	0%	2%	2%	-	3%	1%	2%	2%	1%
7	2	4	6	0	2	2	3	4	3	-	3	4	-	4	3
1%	1%	1%	2%	0%	1%	1%	2%	2%	2%	-	2%	1%	-	2%	1%
3	1	2	1	3	1	1	1	3	-	-	1	3	-	2	2
1%	1%	1%	0%	1%	1%	1%	1%	2%	-	-	0%	1%	-	1%	1%
6	1	4	1	5	2	4	1	2	1	3	4	2	2	4	1
1%	1%	2%	0%	2%	1%	2%	0%	1%	1%	2%	2%	1%	3%	2%	0%
0	-	0	0	-	-	-	0	-	0	-	-	0	-	-	-
0%	-	0%	0%	-	-	-	0%	-	0%	-	-	0%	-	-	-
9	3	6	8	1	3	-	6	3	4	2	5	4	6	2	1
2%	2%	2%	3%	0%	2%	-	4%	2%	3%	1%	3%	1%	10%	1%	0%