

Q.10/11 SPLIT SAMPLED

10. *(Asked of a half sample)* Thinking about mass shootings that have occurred in the United States in recent years, from what you know or have read, how much do you think each of the following factors is to blame for the shootings a great deal, a fair amount, not much, or not at all? How about [RANDOM ORDER]?

BASED ON – 1,099 – NATIONAL ADULTS IN FORM A

<i>2019 Aug 15-30 (sorted by “great deal”)</i>	Great deal	Fair amount	Not much/ Not at all
Failure of the mental health system to identify individuals who are a danger to others	55	28	16
The spread of extremist viewpoints on the Internet	50	29	19
Easy access to guns	48	21	30
Inflammatory language from prominent political commentators	34	24	41
Drug use	32	33	34
Insufficient security at public buildings including businesses and schools	28	34	39
Violence in movies, video games and music lyrics	25	23	52

FULL TRENDS:

A. Easy access to guns

	<u>Great deal</u>	<u>Fair amount</u>	<u>Not much</u>	<u>Not at all</u>	<u>No opinion</u>
2019 Aug 15-30 ^	48	21	16	14	1
2013 Sep 17-18	40	21	16	20	3
2011 Jan 14-16 ^	46	19	16	18	1

^ Asked of a half sample

B. Violence in movies, video games, and music lyrics

	<u>Great deal</u>	<u>Fair amount</u>	<u>Not much</u>	<u>Not at all</u>	<u>No opinion</u>
2019 Aug 15-30 ^	25	23	26	26	*
2013 Sep 17-18	32	24	23	20	2
2011 Jan 14-16 ^	31	27	26	15	2


Q.10 (FACTORS IN MASS SHOOTINGS) CONTINUED

C. The spread of extremist viewpoints on the Internet


	<u>Great deal</u>	<u>Fair amount</u>	<u>Not much</u>	<u>Not at all</u>	<u>No opinion</u>
2019 Aug 15-30 ^	50	29	12	7	1
2013 Sep 17-18	29	28	22	15	6
2011 Jan 14-16 ^	32	31	19	12	6

D. Failure of the mental health system to identify individuals who are a danger to others


	<u>Great deal</u>	<u>Fair amount</u>	<u>Not much</u>	<u>Not at all</u>	<u>No opinion</u>
2019 Aug 15-30 ^	55	28	12	4	*
2013 Sep 17-18	48	32	11	8	2
2011 Jan 14-16 ^	48	30	11	8	3



	Male	Female	White	Non-white	18-34	35-54	55+	College Grad	Some College	HS Grad or Less	Republican	Independent	Democrat	Conservative	Moderate	Liberal	
Unweighted n	1099	562	537	799	270	201	316	569	475	373	242	341	422	324	454	357	252
Weighted n	1131	541	590	738	369	318	381	419	352	338	434	315	457	338	436	392	260
	537	196	341	282	244	164	168	203	175	144	213	54	204	267	148	189	190
	48%	36%	58%	38%	66%	51%	44%	48%	50%	43%							




	Male	Female	White	Non-white	18-34	35-54	55+	College Grad	Some College	HS Grad or Less	Republican	Independent	Democrat	Conservative	Moderate	Liberal	
Unweighted n	1099	562	537	799	270	201	316	569	475	373	242	341	422	324	454	357	252
Weighted n	1131	541	590	738	369	318	381	419	352	338	434	315	457	338	436	392	260
	277	106	171	161	113	42	75	154	50	84	142	82	114	73	157	69	43
	25%	20%	29%	22%	31%	13%	20%	37%	14%	25%	33%	26%	25%	22%	36%	18%	17%
	261	106	155	181	71	46	108	105	103	86	68	81	96	78	103	99	56
	23%	20%	26%	25%	19%	15%	28%	25%	29%	26%	16%	26%	21%	23%	24%	25%	22%
	295	154	142	213	77	84	107	101	122	81	91	73	130	93	90	108	79
	26%	28%	24%	29%	21%	26%	28%	24%	35%	24%	21%						




Unweighted n

1099

Male Female White Non-white 18-34 35-54 55+ College Grad Some College HS Grad or Less Republican Independent Democrat Conservative Moderate Liberal



Male Female White Non-white 18-34 35-54 55+ College Grad Some College HS Grad or Less Republican



Male Female White Non-white 18-34 35-54 55+ College Grad Some College HS Grad or Less

Total

Total Male Female White Non-white 18-34 35-54 55+ College Grad Some College

